


The **Data Summary** provides a listing of data/information sources for the ConnectingOntario ClinicalViewer. The summary is divided into six information types: Acute Care, LHIN Data Summary, Lab and Pathology Results, Dispensed Medications, Diagnostic Imaging and Sites Viewing ConnectingOntario.

Launching the Data Summary

1. In the ClinicalViewer, hover the mouse cursor over the  menu icon
2. Select **Data Summary**. The data summary opens in a new browser tab



Viewing Acute Data Summary

Visits/Encounters, Documents/Notes and Other Results portlets display acute care information from the provincial Acute and Community Clinical Data Repository (acCCR)

1. Click the **Acute Data Summary** tab to display:
 - acute care organizations and data types each is contributing to the acCCR
 - contribution start dates listed by site and data type
2. Click the **organization's name** to see more details

Acute Data Summary	Data Summary	Lab and Pathology Results	Dispensed Medications										
<p>Acute Clinical Information available via ConnectingOntario (click site for detailed breakdown)</p> <table border="1"> <thead> <tr> <th>Organization</th> <th>Start Date</th> </tr> </thead> <tbody> <tr> <td>Bluewater Health Alliance</td> <td>Mar 2016</td> </tr> <tr> <td>Centre for Addiction and Mental Health</td> <td>Sept 2017</td> </tr> <tr> <td>Chatham Kent Health Alliance</td> <td>Mar 2016</td> </tr> <tr> <td>Credit Valley</td> <td></td> </tr> </tbody> </table>	Organization	Start Date	Bluewater Health Alliance	Mar 2016	Centre for Addiction and Mental Health	Sept 2017	Chatham Kent Health Alliance	Mar 2016	Credit Valley		<p>Visit/Encounter</p> <p>Emergency Department</p> <p>Consultation</p> <p>Discharge</p> <p>Cardio</p>		
Organization	Start Date												
Bluewater Health Alliance	Mar 2016												
Centre for Addiction and Mental Health	Sept 2017												
Chatham Kent Health Alliance	Mar 2016												
Credit Valley													

Viewing LHIN Data Summary

The Community portlet displays LHIN Home and Community Care Services information contributed to the acCCR

1. Click the **LHIN Data Summary** tab to display:
 - LHINs and data types each contributes to the acCCR
 - contribution start dates listed by LHIN and data type

Acute Data Summary	LHIN Data Summary	Lab and Pathology Results	Dispensed Medications																				
	<p>LHIN Clinical Information Available via ConnectingOntario</p> <table border="1"> <thead> <tr> <th>LHIN</th> <th>Patient (Client) Demographics</th> <th>Visits/Encounter (Referral) Details</th> <th>Service</th> </tr> </thead> <tbody> <tr> <td>Central LHIN</td> <td>Nov 2013</td> <td>Nov 2013</td> <td>Nov 2013</td> </tr> <tr> <td>Central East LHIN</td> <td>Oct 2013</td> <td>Oct 2013</td> <td>Oct 2013</td> </tr> <tr> <td>Central West LHIN</td> <td>Sep 2013</td> <td>Sep 2013</td> <td>Sep 2013</td> </tr> <tr> <td>Mississauga Halton LHIN</td> <td>Oct 2013</td> <td>Oct 2013</td> <td>Oct 2013</td> </tr> </tbody> </table>	LHIN	Patient (Client) Demographics	Visits/Encounter (Referral) Details	Service	Central LHIN	Nov 2013	Nov 2013	Nov 2013	Central East LHIN	Oct 2013	Oct 2013	Oct 2013	Central West LHIN	Sep 2013	Sep 2013	Sep 2013	Mississauga Halton LHIN	Oct 2013	Oct 2013	Oct 2013		
LHIN	Patient (Client) Demographics	Visits/Encounter (Referral) Details	Service																				
Central LHIN	Nov 2013	Nov 2013	Nov 2013																				
Central East LHIN	Oct 2013	Oct 2013	Oct 2013																				
Central West LHIN	Sep 2013	Sep 2013	Sep 2013																				
Mississauga Halton LHIN	Oct 2013	Oct 2013	Oct 2013																				

Viewing Lab and Pathology Results

The Lab and Pathology Results portlet displays information from the Ontario Laboratories Information System (OLIS). To view the list of organizations plus details on information each submits to OLIS:

1. Click the **Lab and Pathology Results** tab
2. Click the link **OLIS Data Contributors**. The list opens in a separate browser tab

Organization	Biotechnology	Immunology	Pathology	Blood Bank	Microbiology
Alexandra Hospital	Q1 2017/18	Q1 2017/18	Q1 2017/18	Q1 2017/18	Q1 2017/18
Alexandra Marine and General Hospital	Q1 2014/15	Q1 2014/15	Q1 2014/15	Q1 2014/15	Q1 2014/15
Care Bruce Health Services - Monastep Hospital	Q1 2007/08	Q1 2007/08	Q1 2007/08	Q1 2007/08	Q1 2007/08
Care Bruce Health Services - Monastep Hospital	Q1 2007/08	Q1 2007/08	Q1 2007/08	Q1 2007/08	Q1 2007/08

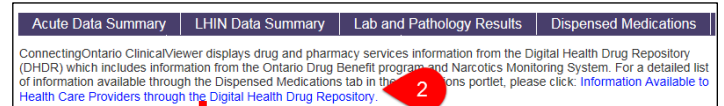
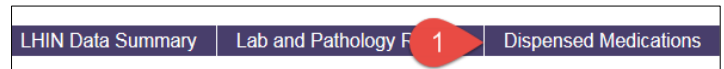
When finished viewing the list of contributors, click the **Back** button in the browser to return to the Data Summary

Viewing Dispensed Medications

The Dispensed Medications tab in the Medications portlet displays information from the Digital Health Drug Repository (DHDR)

1. Click the **Dispensed Medications** tab
2. Click the link **Information Available to Health Care Providers through the Digital Health Drug Repository**. The list opens in a separate document window

When finished viewing the list, close the window to return to the Data Summary



Please Note: Data made accessible through ConnectingOntario ClinicalViewer is limited to information contributed to eHealth Ontario by participating Health Information Custodians. eHealth Ontario will take reasonable steps to maintain the accuracy and integrity of the information. ConnectingOntario ClinicalViewer may only be used if the information necessarily contain all the information of any

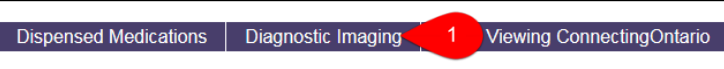
Ontario Drug Benefit (ODB) Program Information	Available?
Publicly funded drugs (including those listed on the Formulary or approved through the Exceptional Access Program) dispensed in Ontario and paid for by the ODB program. The ODB program includes the Tillium Drug Program.	Yes
Most publicly funded drugs dispensed in Ontario and paid for by other public drug programs (e.g. Special Drugs Program (SDP), Medical Fee (MF), etc.)	

Viewing Diagnostic Imaging

The Diagnostic Imaging portlet displays information from the Diagnostic Imaging Common Service (DI CS). To view the list of organizations contributing to DI CS:

1. Click the **Diagnostic Imaging** tab
2. Click the link **DI Common Service Data contributors**. The list opens in a separate browser tab

When finished viewing the list of contributors, click the **Back** button in the browser to return to the Data Summary



reports and images from the Diagnostic Imaging Common Service (DI CS) provincial repository. The province's three regional Diagnostic Imaging Repositories (DI-rs). Patients' DI information is organized by submitting information to DI CS, and DI Common Service Data contributors.

Diagnostic Imaging Common Service Data Contributors
 Current as of July 2016

Hospitals

The following are the Hospitals contributing data to eHealth Ontario Diagnostic Imaging Common Service grouped by their corresponding Local Health Integration Network (LHIN):

1. Erie St. Clair
 - Bloewater Health
 - Chatham Kent Health Alliance
 - Hotel Dieu Grace Healthcare

Viewing a List of Sites Viewing ConnectingOntario

1. To see the list of health care organizations that currently have access to the ConnectingOntario ClinicalViewer including go live date, click **Sites Viewing ConnectingOntario**
2. Click the link **Please click here**

When finished viewing the list of viewing organizations, click the **Back** button in the browser to return to the Data Summary



Please click here to view a list of sites that have been granted access to use ConnectingOntario ClinicalViewer. The dates shown indicate when end users started viewing page frequently as the information is updated regularly.

Site Name	Setting	LHIN	Go Live
Anson General Hospital	Hospital Care	North East	Apr-18
Barrie CHC	Primary Care	North Simcoe Muskoka	10-Nov-17
Bathurst Lawrence FHO	Primary Care	Toronto Central	Jan-18
Baycrest Centre for Geriatric Care	Hospital Care	Toronto Central	Mar-18
Bedford Family Health Organization	Primary Care	Toronto Central	26-Oct-17
Better Living at Thompson House (LTC)	Community	Central	3-Mar-17
Better Living Health and Community Services	Community	Central West	3-Feb-17
Bingham Memorial Hospital	Hospital Care	North East	Apr-18
Black Creek CHC	Primary Care	Central	14-Nov-17

Exiting the Data Summary

1. Click the X on the **Data_summary_main** tab to close the browser tab

